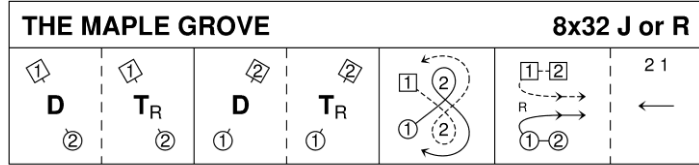


# Social Dancing – Brief Only – October 19&26, 2021

## THE MAPLE GROVE (J8x32) 2C (4C set)

- 1- 8 1W+2M dance back to back then turn RH  
 9-16 1M+2W dance back to back then turn RH  
 17-32 1s dance Fig of 8 round 2s  
 25-32 1s followed by 2s lead down the middle,  
 2s followed by 1s lead back up

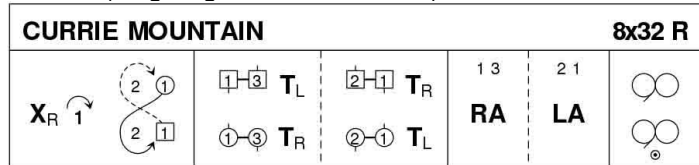


Liza Halpenny, 2008

2C/4C longwise set.

## CURRIE MOUNTAIN (R8x32) 3C (4C set)

- 1- 8 1s cross RH & cast 1 place,  
 dance 1/2 Fig of 8 round 2s  
 9-16 1s turn 3s with nearer hands (1s dancing  
 between 3s) & turn 2s with other hand  
 17-24 1s+3s dance RH across, 1s+2s dance LH across  
 25-32 2s+1s+3s dance reels of 3 on sides  
 (1s giving RSh to 3s to start)

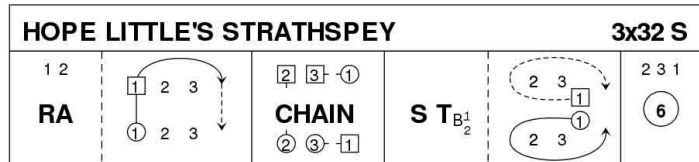


Mary Pugh, 1983, New Brunswick Collection

3C/4C longwise set.

## HOPE LITTLE'S STRATHSPEY (S3x32) 3C set

- 1- 8 1s+2s dance RH across back to places but 1L  
 faces out & casts 2 places followed by partner,  
 1L crossing to 3rd place opposite side  
 9-16 All dance Grand Chain  
 17-24 1s set, turn 2H 1/2 way & dance up to top & cast to  
 3rd place own sides  
 25-32 All circle 6H round & back

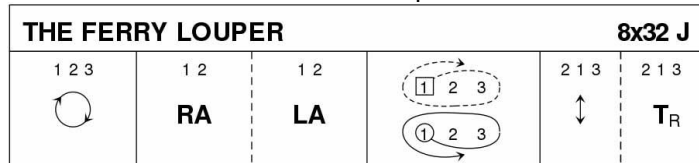


Roy Goldring, Graded & Social Dances 2

3C/3C longwise set.

## THE FERRY LOUPER (J8x32) 3C (4C set)

- 1- 8 1s+2s+3s chase clockwise to places  
 9-16 1s+2s dance RH across & LH back  
 17-24 1s cast below 3s, dance up to top &  
 cast to 2nd place  
 25-32 2s+1s+3s Adv+Ret & turn partner RH

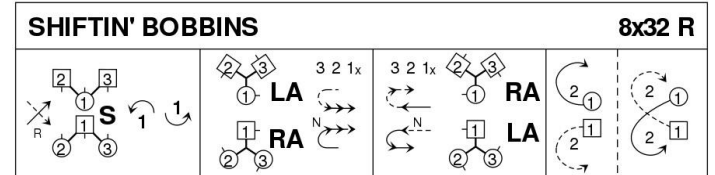


Roy Goldring, 24 Graded & Social Dances

3C/4C longwise set.

## SHIFTIN' BOBBINS (R8x32) 3C (4C set)

- 1- 8 1s cross RH to double triangle position with 2s+3s  
 & set, 1s cast up to top & dance down until they  
 are between 2s & 3s  
 9-16 1L dances RH across with 2M+3M while 1M  
 dances LH across with 2L+3L, 1s followed by  
 2s+3s dance down centre  
 17-24 3s followed by 2s+1s dance up & 3s+2s cast down  
 to places, 1L dances LH across with 2M+3M while  
 1M dances RH across with 2L+3L  
 25-32 1s dance up to top & cast down to 2nd place  
 opposite side, 1s dance 1/2 Fig of 8 around 2s to  
 end in 2nd place on own sides

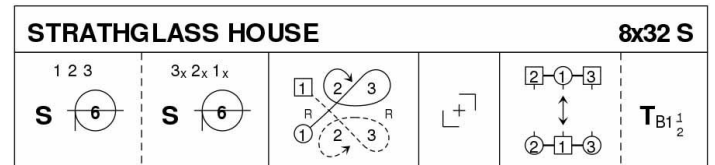


Roy Clowes, Ormskirik Book 6

3C/4C longwise set.

## STRATHGLASS HOUSE (S8x32) 3C (4C set)

- 1- 8 1s+2s+3s set & circle 6H round 1/2 way, set &  
 continue to circle 6H round back to place  
 9-16 1s Lead down below 2s, cross & cast down round  
 3s, lead up between to top & cast 1 place  
 (on opposite sides) to face 1st corners  
 17-24 Turn 1st corner RH, partner LH, 2nd corner RH &  
 partner LH to end in 2nd place opposite sides  
 25-32 2s+1s+3s Adv+Ret for 2 steps &  
 1s turn 2H 1.1/2 times to own sides

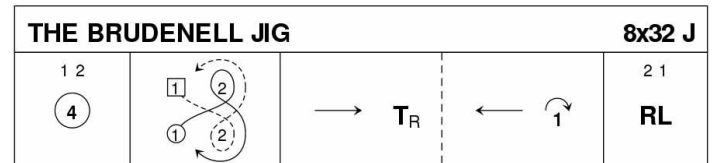


Robert Bremner, 1757, RSCDS Book 13.9

3C/4C longwise set.

## THE BRUDENELL JIG (J8x32) 2C (4C set)

- 1- 8 1s+2s circle 4H round & back  
 9-16 1s dance Fig of 8 round 2s  
 17-24 1s lead down for 2 bars, turn RH,  
 lead up & cast to 2nd places  
 25-32 2s+1s dance R&L



Brenda Burnell, RSCDS Graded Book 2.3

2C/4C longwise set.

# Social Dancing – Brief Only – October 19&26, 2021

## DA RAIN DANCIN' (R8x32) 3C (4C set)

- 1- 8 1s dance down below 3s, cast up round 3s to 2nd place own side, 2s+1s+3s set & cross RH
- 9-16 1s dance up round 2s & cast down to 2nd place opposite sides, 2s+1s+3s set, 1s turn LH to face 1st corners **while** 2s & 3s cross LH
- 17-24 1s dance 'Hello-Goodbye' setting with 1st corners & 3/4 turn RH to face 2nd corners, 1s dance 'Hello-Goodbye' setting to 2nd corners & 3/4 turn RH to end 2nd place own side
- 25-32 2s+1s+3s circle 6H round & back

DA RAIN DANCIN'		8x32 R	
	2 1 3 <b>S X<sub>R</sub></b>		2x 1x 3x    2x 3x 1x <b>S    X<sub>L</sub> T<sub>L</sub></b>
	2 1 3 <b>S</b> ① 3 2 ① 3 ① 3	2 3 <b>S</b> ① T <sub>R</sub> <sup>3</sup> ① 2 3	2 1 3 ⑥

Ron Wallace, 1991, Whiteadder Collection

3C/4C longwise set.

## CIRCLE (OSLO) WALTZ (W4x32) (single circle)

- 1- 16 Taking hands, all advance for one, retire for one; then men pass the woman on their left across to their right (in two bars).  
Repeat three times. Finish facing new partner, holding both hands.
- 17-24 All balance toward to the center, balance away from the center; turn toward the center to circle away from partner (finish facing, both hands).  
Balance away from the center, balance toward the center; turn away from the center to circle away from partner. Finish facing, ballroom hold.
- 25-32 Step-close-step toward the center, step-close step away from the center. Partners waltz in a small circle for four bars. Finish opened out into single circle with woman on right side of partner.

SYMBOLS			
Top of Set is on Left 2, 4 & 8 bar Phrase Boundaries Ladies' Path Men's Path	2 1x 3 Dancing Couples (x = Crossed Over) 1, 2, 3, 4th Corners Simultaneous Movements Sequence Leading Man Half Figure	Advance, Retire Advance & Retire Down and Up Cast Off, Up (1, 2 places) Lead Down, Up Long cast (4 bars)	
One Hand Joined Both Hands Joined Promenade Hold Allemande Hold Make Arch	Circle, 4 Hands Round & Back Circle Left, Right Chase Clockwise, Anti-clockwise Reels of 3, 4 (1C entry shown)	Ladies' Chain Men's Chain Turn 1st Corner, Partner, 2nd Corner, Partner Clap Petronella	
<b>A</b> Allemande <b>B</b> Balance in Line <b>D</b> Do-si-do (Back to Back) <b>DT</b> Double Triangles <b>HS</b> Highland Schottische <b>LA RA</b> Left, Right Hands Across	<b>P</b> Poussette <b>PROM</b> Promenade <b>R</b> Repeat <b>RL</b> Rights & Lefts <b>S</b> Set <b>T</b> Tum <b>X</b> Cross	Suffixes: <b>B</b> Both Hands <b>L</b> Left Hand <b>R</b> Right Hand <b>N</b> Nearer Hand <b>X</b> Crossed Hands ◇ Petronella ↑ Advancing ↻ Rotating	