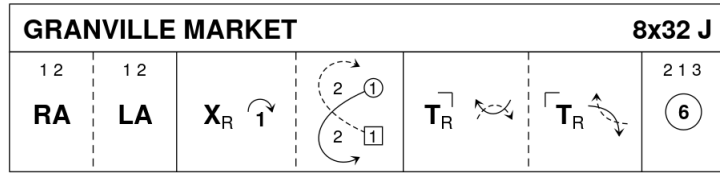


# Social Dancing – Brief Only – July 21, 2020

## GRANVILLE MARKET (J8x32) 3C (4C set)

- 1- 8 1s+2s dance RH across & LH back  
 9-16 1s cross RH & cast 1 place, 1s dance 1/2 Fig of 8 around 2s & end facing 1st corner  
 17-24 1s turn corners RH & pass RSh to face 2nd corners, 1s turn 2nd corners RH & pass RSh to end 2nd place own sides  
 25-32 2s+1s+3s circle 6H round & back

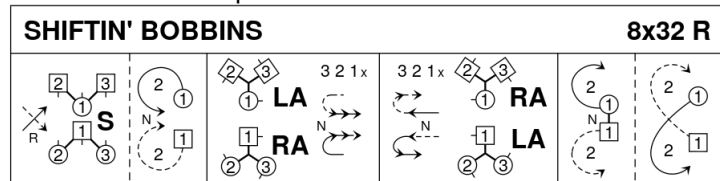


Elinor M Vandegrift, RSCDS Graded Book 2.18

3C/4C longwise set.

## SHIFTIN' BOBBINS (R8x32) 3C (4C set)

- 1- 8 1s cross RH to double triangle position with 2s+3s & set, 1s cast up to top & dance down until they are between 2s & 3s  
 9-16 1L dances RH across with 2M+3M **while** 1M dances LH across with 2L+3L, 1s followed by 2s+3s dance down centre  
 17-24 3s followed by 2s+1s dance up & 3s+2s cast down to places, 1L dances LH across with 2M+3M **while** 1M dances RH across with 2L+3L  
 25-32 1s dance up to top & cast down to 2nd place opposite side, 1s dance 1/2 Fig of 8 around 2s to end in 2nd place on own sides

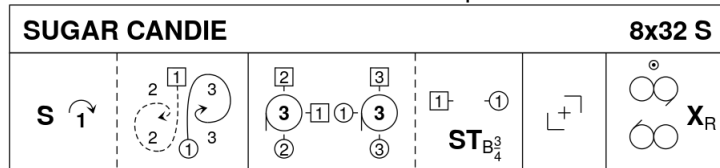


Roy Clowes, Ormskirik Book 6, RSCDS Thirty Popular Dances Vol 2

3C/4C longwise set.

## SUGAR CANDIE (S8x32) 3C (4C set)

- 1- 8 1s set & cast 1 place, cross passing LSh & cast RSh round their 1st corner into centre ending BtoB (Lady facing up, Man down)  
 9-16 1L circle left with 2s & 1M with 3s, turn to face partner & set, 3/4 turn partner 2H to end facing 1st corners  
 17-24 1s turn 1st corner RH, partner LH, 2nd corner RH, partner LH & end facing 1st corners  
 25-32 1s dance Reel of 3 on opposite sides passing 1st corner LSh & cross RH to 2nd place own sides

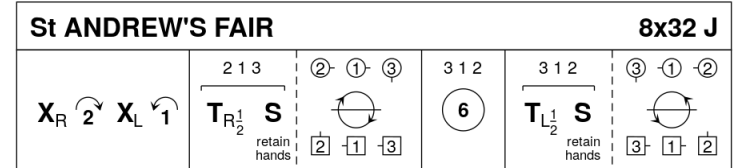


RSCDS Book 26.9

3C/4C longwise set.

## ST ANDREW'S FAIR (J8x32) 3C (4C set)

- 1- 8 1s cross RH, cast 2 places, cross LH below 3s & cast up to 2nd place own sides  
 9-16 2s+1s+3s 1/2 turn RH retain hands & all set (M face down & L up) 2L leads Ladies across & down own side **while** 3M leads Men across & up  
 17-24 3s+1s+2s circle 6H round & back  
 25-32 3s+1s+2s 1/2 turn LH retain hands & all set (M face up & L down) 2L leads Ladies across & up own side **while** 3M leads Men across & down

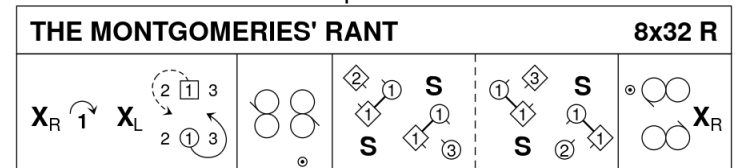


R Goldring, 1980, RSCDS 5/1982

3C/4C longwise set.

## THE MONTGOMERIES' RANT (R8x32) 3C (4C set)

- 1- 8 1s cross RH & cast down to 2nd place (2s step up), cross LH & 1L casts up **while** 1M casts down  
 9-16 1s dance reels of 3 across, 1L with 2s (RSh to 2M) & 1M with 3s (RSh to 3L)  
 17-24 1s NHJ (Lady on Mans left) set to 2L & turn inwards to set to 3M, set to 3L & turn inward & set to 2M. End facing own 2nd corner (1L pull back LSh to face down)  
 25-32 2s+1s+3s dance reels of 3 on opposite sides 1s giving RSh to 2nd corner, 1s cross RH to 2nd place own sides

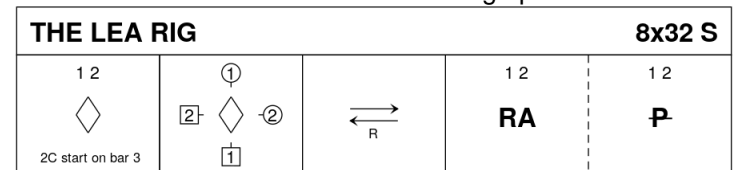


Castle Menzies, 1749, RSCDS Book 10.1

3C/4C longwise set.

## THE LEA RIG (S8x32) 2C (4C set)

- 1-16 1s dance full Petronella figure back to place **while** 2s step up bars 1-2, set bars 3-4, then follow 1s. 2s petronella turn to 2nd place on bars 15-16  
 17-24 1s lead down centre of set & back to top  
 25-32 1s+2s dance RH across once round & 1/2 Diamond Poussette to change places



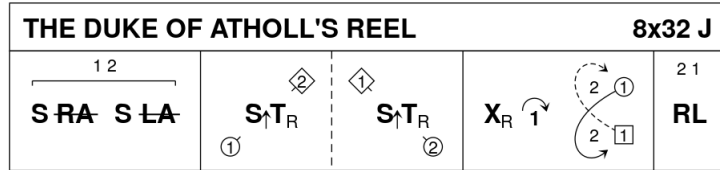
RSCDS Book 21.5

2C/4C longwise set.

# Social Dancing – Brief Only – July 21, 2020

## THE DUKE OF ATHOLL'S REEL (J8x32) 2C (4C set)

- 1- 8 1s+2s set, dance 1/2 RH across, set & dance 1/2 LH across back to places
- 9-16 1M+2L set advancing & turn RH back to places, 1L+2M set advancing & turn RH back to places
- 17-24 1s cross RH, cast to 2nd place & dance 1/2 Fig of 8 round 2s to 2nd place on own sides
- 25-32 2s+1s dance R&L

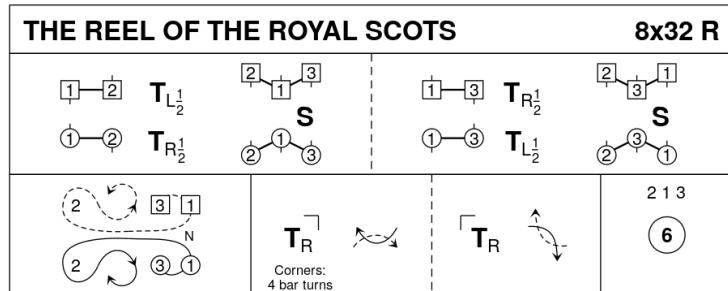


Skilern, 1776, RSCDS Book 16.3

2C/4C longwise set.

## THE REEL OF THE ROYAL SCOTS (R8x32) 3C (4C set)

- 1- 8 1s 1/2 turn 2s on sides (1M RH - 1L LH) to face out, 2s+1s+3s set, 1s 1/2 turn 3s on sides (1M LH - 1L RH) end 3s facing out & 2s+3s+1s set
- 9-16 1s followed by 3s dance up between 2s, cast down 1 place, dance in & 1s cast up to 2nd place 3s end in 3rd place
- 17-24 1s turn 1st corners RH, pass partner RSh turn 2nd corners RH & cross passing partner RSh to 2nd place own sides
- 25-32 2s+1s+3s circle 6H round & back



Roy Goldring, 1983, RSCDS Leaflet 7

3C/4C longwise set.

## CIRCLE (OSLO) WALTZ (W4x32) (single circle)

- 1- 16 Taking hands, all advance for one, retire for one; then men pass the woman on their left across to their right (in two bars). Repeat three times. Finish facing new partner, holding both hands.
- 17-24 All balance toward to the center, balance away from the center; turn toward the center to circle away from partner (finish facing, both hands). Balance away from the center, balance toward the center; turn away from the center to circle away from partner. Finish facing, ballroom hold.
- 25-32 Step-close-step toward the center, step-close step away from the center. Partners waltz in a small circle for four bars. Finish opened out into single circle with woman on right side of partner.

<b>SYMBOLS</b>		
Top of Set is on Left 2, 4 & 8 bar Phrase Boundaries Ladies } Numbered & facing as shown Men } Inactive if grey Ladies' Path Men's Path	2 1x 3 Dancing Couples (x = Crossed Over) 1, 2, 3, 4th Corners Simultaneous Movements Sequence Leading Man Half Figure	Advance, Retire Advance & Retire Down and Up Cast Off, Up (1, 2 places) Lead Down, Up Long cast (4 bars)
One Hand Joined Both Hands Joined Promenade Hold Allemande Hold Make Arch	4 Circle, 4 Hands Round & Back Circle Left, Right Chase Clockwise, Anti-clockwise Reels of 3, 4 (1C entry shown)	Ladies' Chain Men's Chain Turn 1st Corner, Partner, 2nd Corner, Partner Clap Petronella
<b>A</b> Allemande <b>B</b> Balance in Line <b>D</b> Do-si-do (Back to Back) <b>DT</b> Double Triangles <b>HS</b> Highland Schottische <b>LA RA</b> Left, Right Hands Across	<b>P</b> Poussette <b>PROM</b> Promenade <b>R</b> Repeat <b>RL</b> Rights & Lefts <b>S</b> Set <b>T</b> Turn <b>X</b> Cross	Suffixes: <b>B</b> Both Hands <b>L</b> Left Hand <b>R</b> Right Hand <b>N</b> Nearer Hand <b>X</b> Crossed Hands ♦ Petronella ↑ Advancing ↻ Rotating