


The RSCDS Southwest Washington State Branch/Vancouver USA SC Dancers Present



Just
Desserts

Forward

This book is dedicated in honor of the Vancouver USA Scottish Country Dancers twenty-fifth anniversary of their dinner dance in combination with the newly formed RSCDS Southwest Washington State Branch's first annual dinner dance and the dance writing contest to follow the tenth anniversary book, A Feast of Dances.

The dances presented here are the culmination of much effort on the part of the devisors and dance evaluators. Our thanks to each for participation, creativity, hard work, and patience in compiling this book! Several dances were so well liked that a 'dance off' was necessary to pick the contest winner.

© RSCDS Southwest Washington State Branch 2015
First Edition April 2010
Electronic version April 2015
All rights reserved.

CONTENTS

FORWARD

DANCES

ADMIRABLE FRED	64 J 4C	12
CAPE DISAPPOINTMENT LIGHT	32 S 4C	11
CHOPPED NUTS & CHOCOLATE SWIRLS	32 J 3C SET	03
DUNCAN BURN	32 R 3C	13
ELEVENTH AND MAIN	32 S 1C	06
IT'S KOSHER	32 R 4C	05
LIGHTNIN' BUG, THE	32 J 3C SET	17
MAB OF MCLEOD	32 R 3C	09
MERRY LAD'S AFFAIR, THE	32 R 3 C	01
MINT TRUFFLES	32 S 3C	02
RED WINE & TRUFFLES	32 J 3C	07
SHIPS IN THE NIGHT	32 S 3C	15

MUSIC

DEVIL IN THE DISHWASHER, THE	08
MARGE IN MOTION	10
MCCORNACK HALL	04
PEDALLING TO PLUMMER	14

THE MERRY LAD'S AFFAIR

CONTEST WINNER!

32 R 3C

by Tim Wilson, May 2008

Bars

- 1-4 1st Couple cross over with R hands and cast off one place; 2nd Couple step up on bars 3-4.
- 5-8 2nd, 1st and 3rd Couples advance and retire.
- 9-12 2nd, 1st and 3rd Couples dance half reels of three on the sides, 1st Couple give L shoulders to 1st corners to begin, corners loop into place.
- 13-16 1st Couple cross over with R hands, face out own side and cast to the R, (man up, lady down), to finish in lines of three across the dance (1st man between 3rd Couple at top, 1st woman between 2nd Couple).
- 17-20 2nd, 1st and 3rd Couples advance and retire up and down the dance.
- 21-24 1st man with 3rd Couple, and 1st woman with 2nd Couple, dance half reels of three across the dance, 1st Couple give L shoulders to the person on their left to begin. 1st Couple finish back to back in the center and face 1st corner person (who is in partner's first corner position).
- 25-28 1st Couple dance a half reel of four with 1st corners. 1st Couple pass L shoulders through the center to face 2nd corner person (who is in partner's second corner position).
- 29-32 1st Couple dance a half reel of four with 2nd corners. 1st couple finish in second place on own side.

Repeat, having passed a couple.

Note: For Frank Simeone and Victoria Lewis of the Noe Valley class. I taught The Merry Lads of Ayr prior to an upcoming party and apparently I didn't enunciate clearly enough. I found Frank chuckling when he saw the dance name printed on the program because he realized that the name was different from what he had thought it was.

Suggested Music: A rakish reel. [meaning, 'jaunty'; ed.]

Updated/ corrected April 29, 2009

Mint Truffles

Top Rated Strathspey

32 S 3C

By Geri Stuart

May 2007

Bars

- 01-04 1st Couple turn R hand and cast 1 place.
05-08 Set & Link for 3 Couples to finish in lines across the dance.
09-12 1st couple change places R hand, cast Right round into 2nd place on own side;
13-16 1st lady up, 1st man down, dance ½ L shoulder Reel of 3 across the dance flowing into ...
17-20 ½ R shoulder Reel of 3 on the sides.
21-24 All 3 couples turn partner R hand 1½ time into the center to end in Promenade hold.
25-32 Promenade for 3 couples
Repeat, having passed a couple

Suggested Music: "The Sheltered Cove" on the CD *Aye Afloat*, track #06, or "Monadh Liath" on the CD *Kardinia Capers*, track #10

Chopped Nuts & Chocolate Swirls

Top Rated Jig

32 J 3C Set

by Van Meter Hord

Tune: "McCornack Hall" by Linda Danielson

- Bars
- 01-06 1st and 2nd Couples dance $\frac{3}{4}$ Rights & Lefts.
07-08 2nd and 1st Couples set to partners.
- 09-16 1st C turn 1st corners by R hand; pass partner with R shoulder; turn 2nd corners by R hand, pass partner with R shoulder to 2nd place, own sides, facing out. Corners dance a 4-bar turn.
- 17-24 2nd, 1st, and 3rd Couples dance R shoulder reels of 3 on own side (1st lady down, 1st man up).
- 25-30 1st and 3rd Couples dance $\frac{3}{4}$ Rights & Lefts.
31-32 3rd and 1st Couples set to partners.

Repeat with new top couple.

	Explanation
01-08	chopped nuts
09-24	chocolate swirls
25-32	chopped nuts

© 1995 Linda Danielson

"In honor of former band mates Kevin and Eileen McCornack, and their tiny living room nearly filled with an upright piano where we rehearsed numerous Scottish ball programs."

IT'S KOSHER

32 R 4C

by Jean Wagstaff

3rd and 4th couples start on opposite sides

Bars

- 01-02 1st and 4th Couples advance diagonally four walking steps R/L/R/L.
- 03-04 2nd Couple step up and 3rd Couple step down as 1st and 4th Couples set with 1st and 4th ladies turning R about on second setting, 1st lady to face up, 4th lady to face down.
- 05-08 1st lady followed by 4th man dance up and cast down round 2nd man to finish 3rd and 2nd place on men's side WHILE 4th lady followed by 1st man dance down and cast up round 3rd man to finish 2nd and 3rd place on ladies side.
- 09-16 1st and 4th Couples dance R shoulder tandem reels of 3 on the sides (passing by the R to begin, 1st lady followed by 4th man pass 3rd lady WHILE 4th lady followed by 1st man pass 2nd lady.)
- 17-24 1st and 4th Couples with nearer hands joined, set, dance right hands across (4 bars) back to place, and set.
- 25-32 All circle round and back.
- Repeat from new positions.

In September 2008, Glenayre Club of Coquitlam, BC moved to the Burquest Jewish Community Centre, which has a lovely wooden floor in contrast to the many years we danced on a tiled cement floor. The title is a somewhat tongue in cheek description of our club finally getting to dance on the 'real thing'.

Suggested Music: "Set of 4 x 32 Reels" on Diamond Jubilee CD, track # 14

[ed.] Devisors added note: I created this dance for a mixture of beginner and experienced dancers, just to get the beginners following a track of right shoulder reels of three. The ladies lead for the whole eight bars.

The music I have chosen does not have two chords. The bottom 2 couples will be asked to switch before the dance begins. Any steady reel would work - nothing with a complex rhythm (beginner friendly).

Eleventh and Main

32 S 1C

by John L Shaw, June 2008

Bars

- 01-04 Both dancers petronella turn into the center; set advancing passing L shoulders and turn R about to face each other up and down the set.
- 05-08 Turn $\frac{3}{4}$ by the R hand, staying in the center, then pulling back R shoulder cast out to original places.
- 09-16 Man starting with his left foot, woman with her right, dance the all-round poussette.
- 17-24 Giving R hands, cross down to face each other in the center of the set, set to each other, "gypsy turn" by the R shoulder all the way round and then dance to the top giving nearer hands, to finish in ballroom hold in the center of the set (man with his back to the women's side).
- 25-28 Man beginning on his right foot, woman on her left, highland schottische setting step.
- 29-32 Turn giving right hands once round, to finish in partner's original place.

The dance repeats from these "new" positions, bringing the partners home to the positions they had when they began the dance. If danced only once through, then in bars 29-32, the dancers turn $1\frac{1}{2}$ times to original places.

- Notes: Bars 5-8: Is a variation of John Drewry's "half turn and cast" figure.
Bars 9-16: Is danced as if the dancers were the 1st Couple of a 2 Couple poussette.
Bars 9, 17, 25, and 29: There is a "foot change" required of the man.
At the beginning of each 32 bars, the "top" of the set is adjusted to be to the man's left.

Suggested Music: "Elaine Wallace Brunken" by Muriel Johnstone, or any good, strong, minor key strathspey.

The idea for this dance began as a couple of dancers and a piper were waiting on a downtown street corner for the rest of the performance team to arrive for a demo. The piper began to warm up with a beautiful strathspey tune, and the two dancers mused, "If only we knew a strathspey for one couple!"

Red Wine & Truffles

32 J 3C

By Geri Stuart, May 2007

Tune: "The Devil in the Dishwasher" by Linda Danielson

- Bars
- 01-08 1st Couple cross with R hand and cast 1 place. Cross with L hand and cast L, Lady finish between 2nd Couple, Man between 3rd Couple, all facing up and down the set.
- 09-16 Set & Link for 3 couples and repeat:
1-2 All 3 C's set with near hands joined
3-4 Left end dance to the Right end curving into place while Middle and Right end pull R shoulder back to cast clockwise into a line 90 degrees from original line, Middle dancer in middle and Right end on right end.
- 17-20 Facing up and down the set, all change places by the R hand, 1st Couple cast Right round into 2nd place on own sides, while 2nd and 3rd Couples cross L hand to own sides.
- 21-24 All 3 Couples Set, Advance 1 and Retire 1 step each way.
- 25-32 Circle six hands round and back.
- Repeat, having passed a couple.

The Devil in the Dishwasher

Linda Danielson

The musical score is written on a single staff in G major (one sharp) and 6/8 time. It consists of 24 measures. Section A (measures 1-9) includes chords Em, D, and Bm. Section B (measures 10-24) includes chords Em, C, G, D, Bm, Am, and G. A repeat sign with first and second endings is present at the end of section B. The score is copyrighted by Linda Danielson in 1996.

© 1996 Linda Danielson

"This unnamed tune was being played at a dance camp, just about the time the reports began to filter out of the kitchen that all was not well with the refrigerator and the dishwasher. This of course suggested a tune name, but 'Devil in the Kitchen' was already taken, so..."

MAB of McLeod

32 R 3C

by Margaret (Marge) McLeod van Nus, 1998

Tune: "Marge in Motion" by Lisa Scott (played ABBA)

Bars

- 01-04 1st and 2nd Couples turn partners L hands 3/4 round, finishing in a line up and down the center of the dance.
- 05-08 1st and 2nd Couples dance a L shoulder half reel of four.
- 09-12 2nd and 1st Couples turn partners L hands, finishing progressed.
- 13-24 2nd, 1st, and 3rd Couple dance rights and lefts.
- 13-14 all cross giving R hands
- 15-16 all change places L hands, 2nd man and 3rd Lady diagonally, the others on the sides
- 17-18 all cross R hands with person opposite
- 19-20 all change place L hands, 1st Couple diagonally, the others on the sides
- 21-22 all cross R hands with person opposite
- 23-24 all change places L hands, 3rd man and 2nd lady diagonally, the others on the sides
- (finish with 2nd and 3rd Couples facing out, 1st lady facing up and 1st man facing down)
- 25-32 2nd, 1st, and 3rd Couples dance R shoulder reel of 3 on the sides.

Repeat, having passed a couple.

In memory of my mother, Marion Anna Beishlag, a professional pianist with a special spot in her heart for The Dance. Her initials spelled MAB (the literary Queen of the Fairies). My father, Donald McLeod, oft' times used the nickname, MAB.

Marge in Motion Lisa Scott

The image displays a handwritten musical score for a piece titled "Marge in Motion" by Lisa Scott. The score is written on six staves, each beginning with a treble clef, a key signature of one sharp (F#), and a common time signature. The notation is a single melodic line, consisting of eighth and sixteenth notes, with some slurs and ties. The piece concludes with a double bar line on the sixth staff.

CAPE DISAPPOINTMENT LIGHT

32 S 4C

by Valérie K Moore

- Bars
- 01-04 All advance one step, retire one step, twice.
- 05-08 1st Couple dance in to acknowledge partner and cast to 3rd place WHILE 3rd Couple lead up and curve into 1st place.
- 09-16 2nd and 1st Couples dance rights and lefts.
- 17-24 3rd Couple with 2nd Couple and 1st Couple with 4th Couple dance R hands across in a wheel and L hands back.
- 25-32 3rd Couple with 2nd Couple, and 1st Couple with 4th Couple, dance the knot and finish 2,3,4,1.

Repeat with a new top couple.

Suggested Music: Any traditional strathspey.

Explanation

- 01-08 The waves of the ocean, and ships in the shipping lanes.
- 09-16 A storm brewing.
- 17-24 The revolving light of the lighthouse shining through the storm.
- 25-32 The ships are able to navigate the sandbars without incident.

Admirable Fred

64 J 4C

by Linda Mae Dennis, 2004

(3rd and 4th couples begin on opposite sides)

- Bars
- 01-08 1st Couple with 2nd Couple and 3rd Couple with 4th Couple dance four hands round.
- 09-16 1st and 4th ladies set to each other, cast off or up one place, meet between 2nd and 3rd Couples and turn $1\frac{1}{4}$ with R hands to finish with 1st lady between 3rd Couple and 4th lady between 2nd Couple; WHILE, 1st and 4th men set to each other twice, dance across through their partners' places and down or up one place respectively, to finish just inside the sidelines between 2nd and 3rd Couple. (Fig. pg. 18)
- 17-20 1st lady, still curving to the R, dance out between 2nd man and 3rd lady and up through her partner's place and cross to own side. Similarly, 4th lady dance out between 2nd lady and 3rd man and down through her partner's place and cross to own side; WHILE, 1st and 4th men turn $1\frac{1}{4}$ with R hands.
- 21-24 1st and 4th men follow their partner's route between 2nd and 3rd Couples to finish in original places and set to partners WHILE 1st and 4th women set twice, once to each other and once to partners.
- 25-32 1st Couple with 2nd Couple and 3rd Couple with 4th Couple dance rights and lefts.
- 33-40 2nd and 3rd Couples dance a Ladies Chain. They do not give the final L hand, but pass L shoulders and dance in to meet partners in the middle, 2nd Couple facing up, 3rd Couple facing down. On bar 40, 1st and 4th Couples dance in, 1st Couple facing up, 4th Couple facing down, ready for... (Fig. pg. 18)
- 41-48 Allemande, 1st and 2nd couples dancing out and up as usual, 3rd and 4th Couples dancing down and to the right, inverted, to finish in the order 2, 1, 4, 3.
- 49-56 All dance the Grand Chain, end Couples cross over to begin.
- 57-64 All advance and retire (4 bars). Then 2nd and 4th Couples dance half rights and lefts WHILE 1st and 3rd Couples turn once round with R hands. They finish in the order 4, 1, 2, 3, with 2nd and 3rd Couples on opposite sides.
Repeat with a new top Couple.

Suggested music: "Pint o' Ale" on *The Devil's Quandary* CD.

For Fred van Nus, who worked tirelessly to promote Scottish Country Dancing especially in Clark County, WA (there's a ballad that goes with the music available via vancouverusa-scd@comcast.net). [written when he was alive to hear the song; ed]

Duncan Burn

32 R 3C

by Robert Stuart, 6 October 2008

Tune: "Pedalling to Plummer" by Linda Danielson

Bars

- 01-08 1st & 2nd Couples dance Right Hands Across once round, with 1st Couple casting off to face 1st Corners; as 2nd Couple dances up to 1st place.
- 09-16 1st Couple Set and Turn Corners, completing by passing Partner by L shoulder to form Double Triangles on own sides.
- 17-24 Dance Double Triangles, completing by passing round to face out the set on own sides;
- 25-32 1st Couple Dance 8-Bar R Shoulder Reel of Three on own sides of the dance, Man up, Lady down to start, ending own sides in 2nd place WHILE 2nd and 3rd Couples at corners dance Rights and Lefts finishing without polite turns.

Repeat, having passed a couple.

Pedalling to Plummer

Linda Danielson 2008

The musical score consists of five staves of music in treble clef, with a key signature of one sharp (F#). The notation includes various chords and melodic lines with slurs and ties.

- Staff 1:** Chords D, G, D, E7, A. Features a series of eighth-note chords with slurs.
- Staff 2:** Chords D, G, D, C, A, D. Includes a first ending bracket and a repeat sign.
- Staff 3:** Chords A7, D, G. Includes a second ending bracket and a repeat sign.
- Staff 4:** Chords A, D, G, F#m. Includes a series of eighth-note chords with slurs.
- Staff 5:** Chord D. Ends with a double bar line.

Ships in the Night

32 S 3C

by J. Robert Burger

- Bars
01-02 Advance and turn individually 1st and 2nd Couples advance diagonally (bar 1) and turn Right about on the spot (bar 1) then dance directly away from center (bar 2) as in Figure 1.

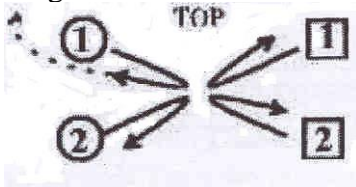


Fig 1 Advance and Turn Individually

- 03-06 1st and 2nd Couples cast R clockwise two places to opposite sides, as in Figure 2, to face each other at the end of bar 6.

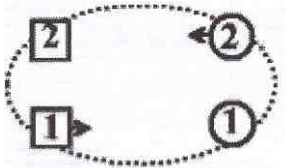


Fig 2 End of bar 6

- 07 -08 1st lady and 2nd man turn sharply to the R to change directions. 2nd and 1st Couples cross the set passing R shoulders (no hands). 1st Couple remain facing out at the end of bar 8 as in Figure 3.



Fig 3 End of bar 8

- 09-16 Mirror Reels of Three 1st, 2nd, and 3rd Couples dance a mirror reel of 3 on the sides. 1st Couple dance out and up to begin as in Figure 4

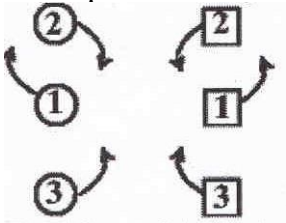


Fig 4 Start of the Reel

- Bars
 17-24 1st Couple dance down the middle and up again with 1st lady cross in front of 1st man on bars 23-24 to finish back-to-back in the center facing first corners.
 25-32 Pass half round 1st Couple dance pass half round as in Figure 5 WHILE corners dance pass and turn.

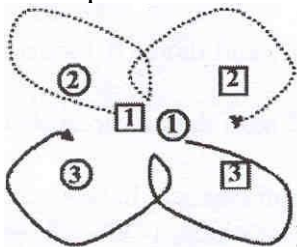


Fig 5 Path of Pass Half Round

Pass half round

"The pass half round starts from 2nd place in the center of the set with 1st lady dancing out between her corners, casting up around 2nd man and down the center to meet 1st man who has similarly danced out between his corners, casting down around 3rd lady and up to meet 1st lady (4 bars). Turning sharply away from each other, the 1st lady dances up around 2nd lady and casts down to place while 1st man dances down around 3rd man and cast up to place."

Repeat having passed a couple.

Notes:

- "Ships that pass in the night, and speak each other in passing, only a signal shown, and a distant voice in the darkness; So on the ocean of life, we pass and speak one another, only a look and a voice, then darkness again and a silence." Henry Wadsworth Longfellow
- This 3 Couple dance is intended to be danced in a wide four-couple set. If only three couples are available, 2nd man may finish through second place and then dance inside to the bottom while 3rd man dances outside and up to second place. Meanwhile 1st lady may dance down to third place as 3rd lady steps up to second place.
- Right about or sharp turn as an individual occurs in this dance. As feet close together, proper technique demands a modest plié and heel lift (no hop) to reverse direction of motion, keeping toe close to the floor at all times. Effectively, there is a slow pivot on the supporting foot.
[bars 1, 29; ed]
- These 'ships in the night' have met, so it is suggested they dance fairly close in keeping with good technique, and glance at each other at least once when moving down and at least once when moving up. [bars 17-24; ed]

Suggested Music: "The Expert Dancer" on the CD *Campbells Birl*, track #02

¹ from Murray's Jig in *Memories of Fife*.

THE LIGHTNIN' BUG

32 J 3C Set

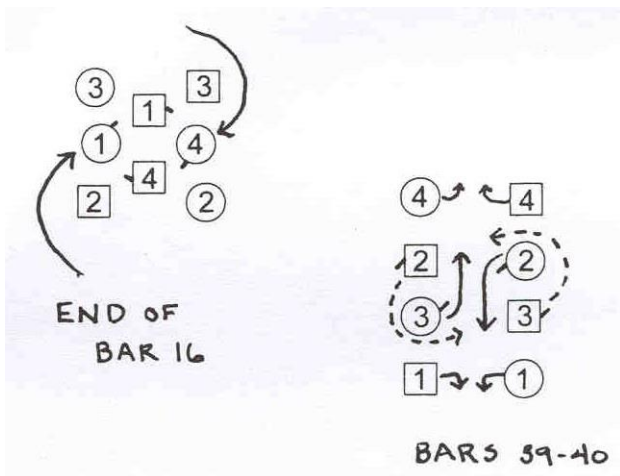
Tune: "The Lightnin' Bug" by Hanneke Cassel
by Tim Wilson, March 2009 (updated May 10, 2009)

- Bars
- 1-2 1st lady cast off one place while 2nd lady dance up and curve into first place pulling back R shoulder.
- 3-8 1st and 2nd Couples set (facing across) and dance R hands across once round.
- 9-10 1st man casts off one place while 2nd man dances up and curves into first place pulling back L shoulder.
- 11-16 1st and 2nd Couples set to partners and dance L hands across once round. Finish with 2nd Couple (at the top) facing the men's side, 1st Couple (in second place) facing 3rd Couple.
- 17-22 2nd, 1st and 3rd Couples dance reels of three on the sides. 1st Couple give R shoulders to 3rd Couple to begin. Finish with 1st Couple facing 3rd Couple.
- 23-24 2nd Couple turn with both hands once round (skip-change-of-step), while 1st and 3rd men and, at the same time, 1st t and 3rd women turn with both hands halfway (skip-change-of-step) to change places on the sides.
- 25-32 2nd, 3rd and 1st Couples dance six hands round and back.
Repeat twice more.

Note: Hanneke's recording *Some Melodious Sonnet* includes this beautiful, happy tune "The Lightnin' Bug". It was the inspiration for this dance. For Paula Jacobson who is a bright spot on the dance floor. Her patient, skillful teaching and excellent dance briefings provide illumination for many dancers in the area.

Admirable Fred, cont.

Figures





April 2010