

Hooray for Linda Mae Dance

May 11, 2024

THE REEL OF MEY (J8x48) 3C (4C set) George Smail RSCDS Book 22

1-8 1s cross RH, cast to 2nd place (2s step up); 2s+1s dance RH across

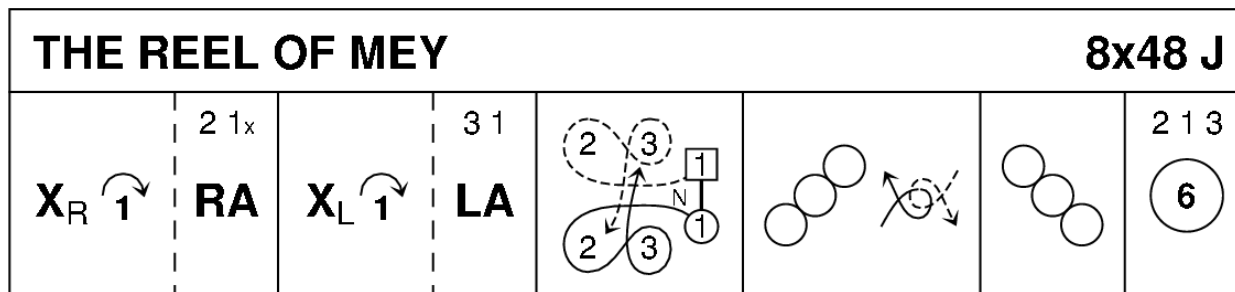
9-16 1s cross LH, cast to 3rd place (3s step up); 3s+1s dance LH across

17-24 1s dance up to top, cast 1 place on own sides, dance down between 3s, cast up to face 1st corners (3s step down)

25-32 1s dance reel of 4 with 1st corners and dance round each RSh to end facing 2nd corners

33-40 1s dance reel of 4 with 2nd corners and end in 2nd places own sides

41-48 2s+1s+3s circle 6H round and back



George Smail, RSCDS Book 22.1

3C/4C longwise set.

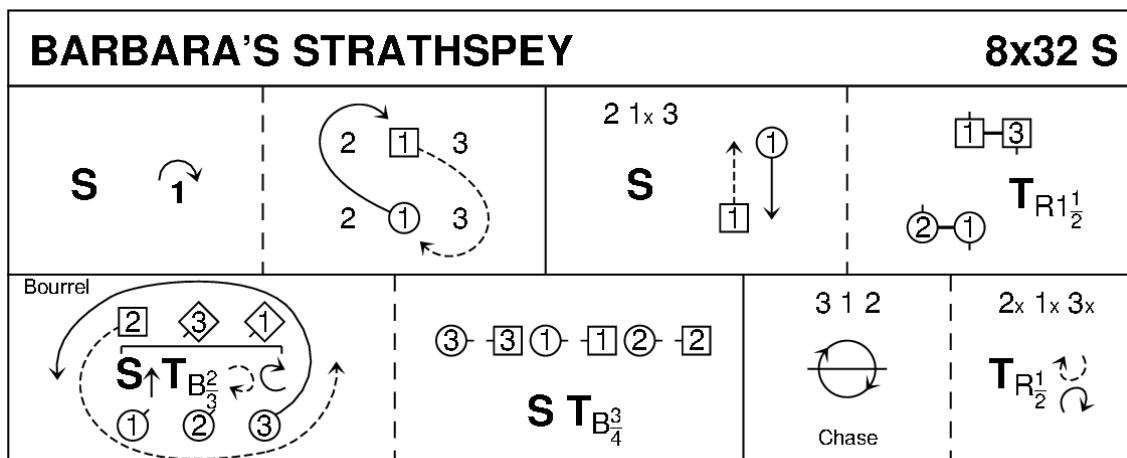
BARBARA'S STRATHSPEY (S8x32) 3C (4C set) Sue McKinnell RSCDS Book 46

1-8 1s set, cast 1 place (2s step up 3-4); 1s dance 1/2 Fig of 8 1M up/1L down

9-16 2s+1s+3s set; 1s cross passing RSh; top 2 Men also bottom 2 Ladies turn RH 1 1/2 times

17-24 1s+2s+3s dance 3 couple Bourrel

25-32 All chase clockwise 1/2 round; all turn partners RH 1/2 turn and twirl to places



Sue McKinnell, 2006, suedan.com, RSCDS Book 46.4

3C/4C longwise set.

TOMALENA (R5x32) 5C set Sara Gratiot and Paul Douglas San Francisco Collection 2

1-8 1s+3s lead down and up to 2nd/4th places BtoB facing own sides; 2s & 4s step up 3-4

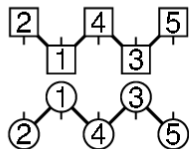
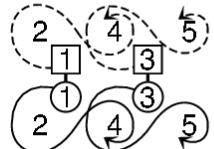
9-16 All dance Double Triangles with 1s and 3s ending in middle facing up and W on M's right

17-24 1s+3s dance up between 2s/4s, cast down 1 place, dance down between lower couple, cast up to 2nd/4th places

25-32 1s+4s also 3s+5s dance Pousette

Hooray for Linda Mae Dance

May 11, 2024

TOMALENA			5x32 R
1 3 → ←	 DT		1 4 3 5 P

Sara Gratiot & Paul Douglas, 1984, San Francisco 2

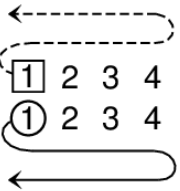
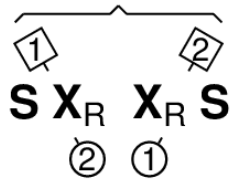

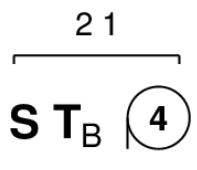
5C/5C longwise set.

MAE IN APRIL (J8x32) 3C (4C set) Holly Gibson Leaflet

- 1- 8 1s cast as 2s step up; 1s dance in to pass LSh and face out ends – L down/M up; 1s dance out ends and cast right, coming through 2nd place into center to turn LH to face 1st corners
- 9-16 1s set to corner (1), set to partner (1), turn $\frac{3}{4}$ RH (2 bars) to face 2nd corner; 1s set to corner (1), set to partner (1), change RH up and down
- 17-24 1s cast out ends (L up/M down) and to right into 8 bar RSh reels of 3 across; 1s end passing RSh to face out 2nd place own sides
- 25-32 All 3 couples dance chaperoned chain progression; end 3, 1, 2

SEANN TRIUBHAS WILLICHAN (S8x32) 2C (4C set) Thomas Wilson (18C) RSCDS Book 27

- 1- 8 1s cast and dance down behind own lines, turn outwards and dance back to top
- 9-16 1L+2M set and change places RH while 1M+2L change places RH and set; repeat
- 17-24 1s lead down for 2 steps, turn RH, lead up to top, cast to 2nd place as 2s step up
- 25-32 2s+1s set and turn partner 2H opening out to circle 4H round to left

SEANN TRIUBHAS WILLICHAN				8x32 S
	 S X_R X_R S ② ①	R	 T_R	 S T_B 4

Thomas Wilson, 1816, RSCDS Book 27.9


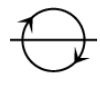
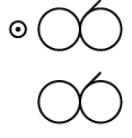

2C/4C longwise set.

SUMMER WOONG (R8x32) 3C (4C set) Alan MacPherson RSCDS Book 38

- 1- 8 1s+2s circle 4H round to left, chase clockwise $\frac{1}{2}$ way to end on opposite sides facing each other up and down
- 9-16 2s+1s+3s dance RSh reels of 3 on sides
- 17-24 1s followed by 2s lead down for 3, 2s divide and follow 1s back to top, 1s+2s retain RH and Men pass in front of Ladies as they turn under right arm
- 25-32 1s+2s dance Pousette


















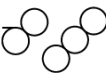







Hooray for Linda Mae Dance

May 11, 2024

SUMMER WOONG				8x32 R		
1 2 	1 2 	2x 1x 3 	2x 1x R → 3 bars	1x 2x ← R 3 bars	1x 2x  W under own R arm	1 2 P

Alan Macpherson, RSCDS Book 38.6

3C/4C longwise set.

SYMBOLS USED IN KEITH ROSE DIAGRAMS		
<p>Top of Set is on Left</p> <p>⋮ 2, 4 & 8 bar phrase boundaries</p> <p>1 Ladies } Numbered & facing as shown 2 3 Men } Inactive if grey 3 Inactive 1 Left hand dancer in trio  Ladies' Path  Men's Path</p>	<p>2 1x 3 Dancing Couples (x = Crossed Over)</p> <p> 1, 2, 3, 4th Corners</p> <p> Simultaneous Movements</p> <p> Sequence</p> <p> Leading man (in reels)</p> <p> Half Figure</p>	<p>↑ ↓ Advance Retire</p> <p>↕ Advance & Retire</p> <p>↔ Down and Up</p> <p>1 2 Cast Off, Up (1, 2 places)</p> <p>  Lead Down, Up</p> <p> Long cast (4 bars)</p>
<p> One Hand Joined</p> <p> Both Hands Joined</p> <p> Promenade Hold</p> <p> Allemande Hold</p> <p> Make Arch</p>	<p>4 Circle, 4 Hands Round & Back</p> <p> Circle Left, Right</p> <p> Chase Clockwise, Anti-clockwise</p> <p> Reels of 3, 4 (1C entry shown)</p>	<p> Ladies' Chain</p> <p> Men's Chain</p> <p> Turn 1st Corner, Partner, 2nd Corner, Partner</p> <p> Clap</p> <p> Petronella</p>
<p>A Allemande</p> <p>B Balance in Line</p> <p>D Do-si-do (Back to Back)</p> <p>DT Double Triangles</p> <p>HS Highland Schottische</p> <p>LA RA Left, Right Hands Across</p>	<p>P Poussette</p> <p>PROM Promenade</p> <p>R Repeat</p> <p>RL Rights & Lefts</p> <p>S Set</p> <p>T Turn</p> <p>X Cross</p>	<p>Suffixes:</p> <p>B Both Hands</p> <p>L Left Hand</p> <p>R Right Hand</p> <p>N Nearer Hand</p> <p>X Crossed Hands</p> <p> Petronella</p> <p>↑ Advancing</p> <p> Rotating</p>

Keith Rose, 2022