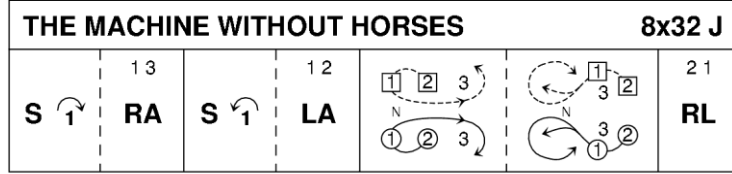


Déjà Vu Dance – February 12, 2022

THE MACHINE WITHOUT HORSES (J8x32) 3C (4C set)

- 1- 8 1s set, cast as 2s step up, dance RH across with 3s
 9-16 1s set, cast up as 2s step down, dance LH across with 2s
 17-24 1s followed by 2s dance down, cast up behind 3s, in & dance up to top & 1s cast back to 2nd place
 25-32 2s+1s dance R&L

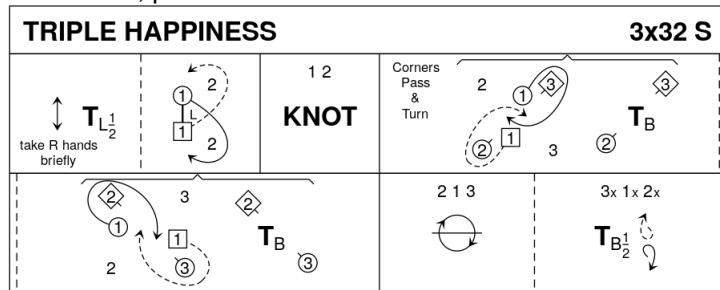


Rutherford, 1772, RSCDS Book 12.12

3C/4C longwise set.

TRIPLE HAPPINESS (S3x32) 3C

- 1- 8 1s Adv+Ret (1 step each) taking RH briefly, 1s ½ turn LH, cross down between 2s & cast up to place
 9-16 1s+2s dance the Knot. 1s end facing 1st corners
 17-24 Corners Pass & Turn with 1st corners, pass RSh, Repeat with 2nd corner & 1s pass RSh into 2nd place own sides (corners turn 2H in center)
 25-32 All chase clockwise ½ round to opp sides, all ½ turn 2H, pull back RSh & dance out to own sides 312

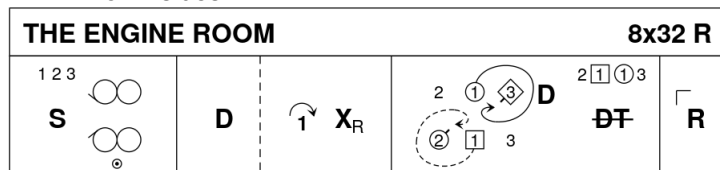


Yoshiki Oyama, 2016, RSCDS Book 52.10

3C/3C longwise set.

THE ENGINE ROOM (R8x32) 3C (4C set)

- 1- 8 All set and dance mirror reels of 3 on sides (1s in and down to start)
 9-16 1s dance Back to Back, 1s cast 1 place as 2s step up, 1s cross RH
 17-20 1s dance RSh round 1st corners and pivot right about (end 1L facing up to 2s, 1M facing down) while 1st corners dance Back to Back
 21-24 1s dance ½ Double Triangles
 25-28 1s dance RSh round 2nd corners and pivot right about to end 1L facing Men's side, 1M facing Ladies' side while 2nd corners dance Back to Back
 29-32 1s dance ½ Double Triangles ending 2nd place own sides

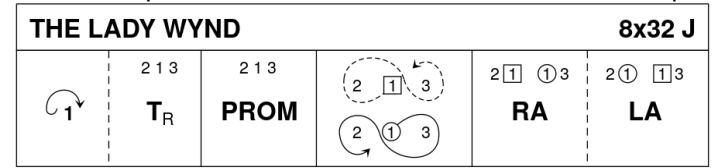


Thomas, Gary & Wallace, Ron, San Andreas Collection

3C/4C longwise set.

THE LADY WYND (J8x32) 3C (4C set)

- 1- 8 1s dance in & cast 1 place, 2s+1s+3s turn partners RH ending in center facing up
 9-16 2s+1s+3s Promenade
 17-24 1s dance Fig of 8 on own sides passing dancer on right RSh
 25-32 1L+2s also 1M+3s dance RH across, 1s pass RSh to dance LH across with other couple

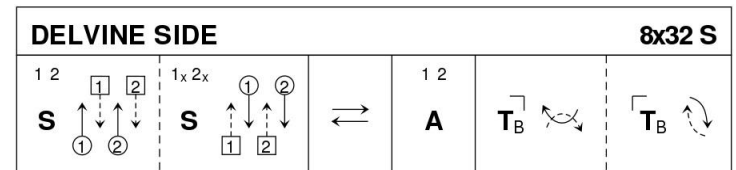


Roy Goldring, Graded & Social Dances 2

3C/4C longwise set.

DELVINE SIDE (S8x32) 3C (4C set)

- 1- 8 1s+2s set and cross passing RSh, set and cross back passing RSh
 9-16 1s lead down the middle and back ready for ...
 17-24 1s+2s dance Allemande 1s end facing 1st corners
 25-32 1s turn 1st corner 2H, pass partner RSh, turn 2nd corner 2H & cross passing RSh to 2nd place on own sides

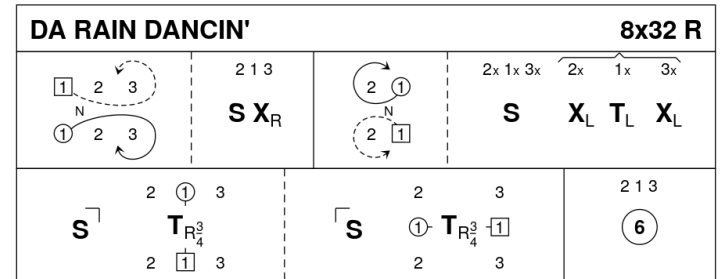


William Campbell, 1790, RSCDS Book 2.9

3C/4C longwise set.

DA RAIN DANCIN' (R8x32) 3C (4C set)

- 1- 8 1s dance down below 3s, cast up round 3s to 2nd place own side as 2s step up, 2s+1s+3s set & cross RH
 9-16 1s dance up round 2s & cast down to 2nd place opposite sides, 2s+1s+3s set, 1s turn LH to face 1st corners while 2s & 3s cross LH
 17-24 1s set to corner (1), set to partner (1) and turn ¾ RH (2 bars) to face 2nd corner; 1s set to corner (1), set to partner (1) and turn ¾ RH (2 bars) to 2nd place own side
 25-32 2s+1s+3s circle 6H round & back



Ron Wallace, 1991, Whiteadder Collection, RSCDS Thirty Popular Dances Vol 2

3C/4C longwise set.

Déjà Vu Dance – February 12, 2022

CIRCLE (OSLO) WALTZ (W4x32) (single circle)

- 1- 16 Taking hands, all advance for one, retire for one; then men pass the woman on their left across to their right (in two bars).
Repeat three times. Finish facing new partner, holding both hands.
- 17-24 All balance toward to the center, balance away from the center; turn toward the center to circle away from partner (finish facing, both hands). Balance away from the center, balance toward the center; turn away from the center to circle away from partner. Finish facing, ballroom hold.
- 25-32 Step-close-step toward the center, step-close step away from the center. Partners waltz in a small circle for four bars. Finish opened out into single circle with woman on right side of partner.

SYMBOLS		
<p>Top of Set is on Left</p> <p>⋮ 2, 4 & 8 bar Phrase Boundaries</p> <p>① Ladies } Numbered & facing } as shown</p> <p>② Men } Inactive if grey</p> <p>→ Ladies' Path</p> <p>→ Men's Path</p>	<p>2 1 x 3 Dancing Couples (x = Crossed Over)</p> <p>┌┐┌┐ 1, 2, 3, 4th Corners</p> <p>— Simultaneous Movements</p> <p>— Sequence</p> <p>⊙ Leading Man</p> <p>— Half Figure</p>	<p>↑ ↓ Advance, Retire</p> <p>↕ Advance & Retire</p> <p>↔ Down and Up</p> <p>↻ 1 ↻ 2 Cast Off, Up (1, 2 places)</p> <p>↻ Lead Down, Up</p> <p>↻ Long cast (4 bars)</p>
<p>⊙ ⊙ One Hand Joined</p> <p>⊙ ⊙ Both Hands Joined</p> <p>⊙ ⊙ Promenade Hold</p> <p>⊙ ⊙ Allemande Hold</p> <p>) Make Arch</p>	<p>④ Circle, 4 Hands Round & Back</p> <p>⊙ ⊙ Circle Left, Right</p> <p>↻ ↻ Chase Clockwise, Anti-clockwise</p> <p>⊙ ⊙ Reels of 3, 4 (1C entry shown)</p>	<p>⊙ Ladies' Chain</p> <p>⊙ Men's Chain</p> <p>┌┐ Turn 1st Corner, Partner, 2nd Corner, Partner</p> <p>× Clap</p> <p>◇ Petronella</p>
<p>A Allemande</p> <p>B Balance in Line</p> <p>D Do-si-do (Back to Back)</p> <p>DT Double Triangles</p> <p>HS Highland Schottische</p> <p>LA RA Left, Right Hands Across</p>	<p>P Poussette</p> <p>PROM Promenade</p> <p>R Repeat</p> <p>RL Rights & Lefts</p> <p>S Set</p> <p>T Turn</p> <p>X Cross</p>	<p>Suffixes: B Both Hands</p> <p>L Left Hand</p> <p>R Right Hand</p> <p>N Nearer Hand</p> <p>X Crossed Hands</p> <p>◇ Petronella</p> <p>↑ Advancing</p> <p>↻ Rotating</p>